

## Year 3 Learning Log Tasks Autumn 2








Choose **one** task to complete each week.

Start a clean page for each new task. Date the page and give your work a title.

Return your Learning Log on **Wednesday** (or before) and take it home again on **Friday**.

We will share and celebrate our work in class each week.

<p>Find out some facts about rocks to share in class. E.g. what are the three types? What are some examples?</p>	<p>Draw a map of a playground or park. It could be an imaginary place or one you have visited. Remember to draw from a 'bird's eye' view (as if you are looking down on the park).</p>	<p>Design a board game you could play using dice.</p> 
<p>Do a random act of kindness e.g. help someone with a job, make and give someone a nice picture. How did it make the person feel? How did it make you feel?</p>	<p>Busy things: 'languages', 'French' Have a go at matching the animals to the French words.</p> 	<p>Write some numbered instructions for how you would make a kite.</p> 
		<p>Have a go at making a kite out of spare/recycled materials.</p>



Practise your times tables each week using Times Tables Rock Stars. We recommend little and often to help learn and remember those facts!

We now have a subscription to Numbots to help build number fluency. You can access this when logged into TTRS- just find the 'numbots' button.

Practise logging in to School 360 using your log-in details. With practice you will get really quick at logging in!

You can also choose from lots of different activities on Busy Things.